

SENTO SURFACE

D113006- -

base number Finish (Diamond) Finish (Triangle)

1. To build a product code in our configurator select the specify button on the base model # product page
2. To build a manual product code on this datasheet choose from the options listed below in blue font and add the suffix to the base model #

GENERAL

Series: Sento

Brand: Ole

Division: Design

Mounting Type: Surface

Mounting Location: Wall

Subcategory: Task

PHYSICAL

Shape: Bell

Diameter (mm): 220

Diameter (in): 8 11/16

Width (mm): 220

Width (in): 8 11/16

Height (mm): 250

Depth (mm): 800

Height (in): 9 13/16

Depth (in): 31 1/2

Extension (mm): 610

Extension (in): 24

Light Distribution: Direct

Weight (kg): 1.5

Weight (lbs): 3.3

Diffuser:rylic - Satin

Fixture Finish: WHI / MBK / BEI / MSA / OGR / MWH

Holder Finish: WHI / MBK

Fixture Material: Metal

Cable Details: 3000mm Cable

ELECTRICAL

Number of Lamps: 1

Lamp Type: LED Retrofit

Lamp Shape: MR16

Bulb Included: Bulb Not Included

Max. Wattage Per Lamp (W): 7

Lamp Base: GU10

Input Voltage (V): 120

LED

OPTICAL

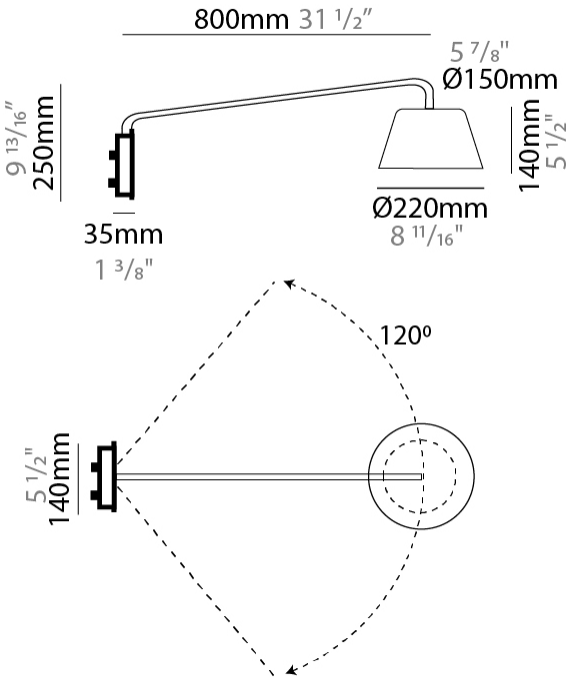
Adjustability: Rotating

RATINGS AND CERTIFICATIONS

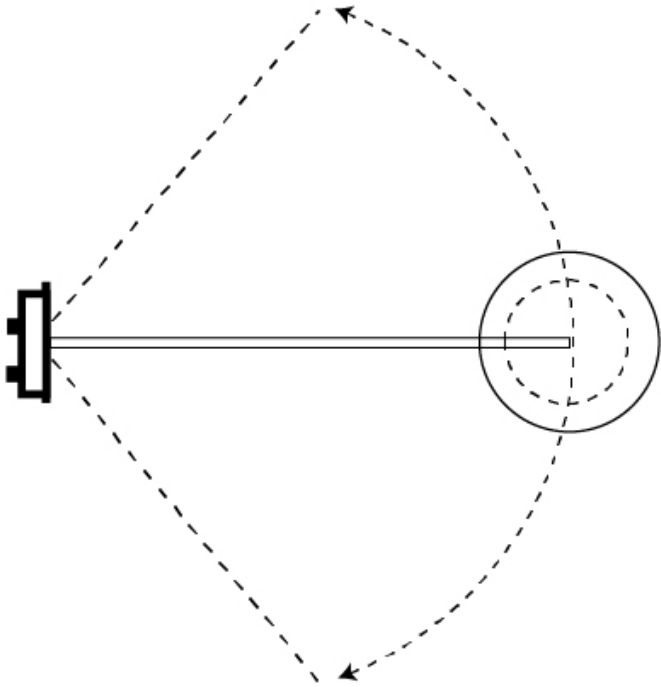
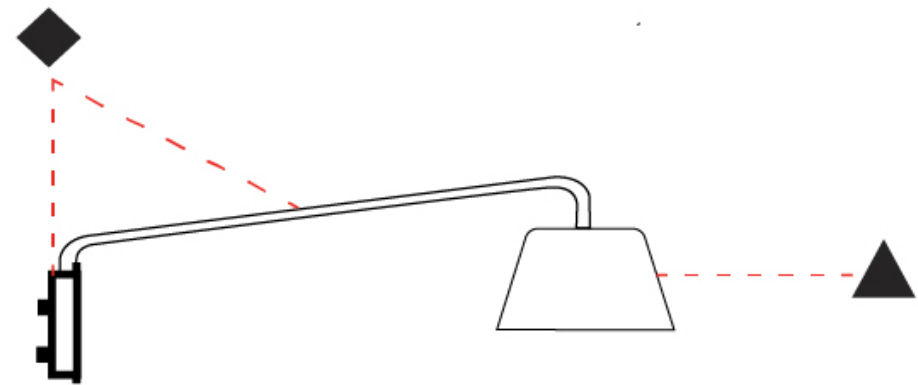
Certified By: Certified for North American Standards

IP rating: IP20

PROJECT
TYPE
SPECIFIER
QUANTITY
DATE



PROJECT
TYPE
SPECIFIER
QUANTITY
DATE



SENTO SURFACE

D113009-

base number Finish Finish
(Diamond) (Triangle)

1. To build a product code in our configurator select the specify button on the base model # product page
2. To build a manual product code on this datasheet choose from the options listed below in blue font and add the suffix to the base model #

GENERAL

Series: Sento

Brand: Ole

Division: Design

Mounting Type: Surface

Mounting Location: Wall

Subcategory: Task

PHYSICAL

Shape: Bell

Diameter (mm): 220

Diameter (in): 8 11/16

Width (mm): 220

Width (in): 8 11/16

Height (mm): 250

Depth (mm): 500

Height (in): 9 13/16

Depth (in): 19 11/16

Extension (mm): 610

Extension (in): 24

Light Distribution: Direct

Weight (kg): 1.4

Weight (lbs): 3.1

Diffuser: Arylic - Satin

Fixture Finish: WHI / MBK / BEI / MSA / OGR / MWH

Holder Finish: WHI / MBK

Fixture Material: Metal

Cable Details: 3000mm Cable

ELECTRICAL

Number of Lamps: 1

Lamp Type: LED Retrofit

Lamp Shape: MR16

Bulb Included: Bulb Not Included

Max. Wattage Per Lamp (W): 7

Lamp Base: GU10

Input Voltage (V): 120

LED

OPTICAL

Adjustability: Rotating

RATINGS AND CERTIFICATIONS

Certified By: Certified for North American Standards

IP rating: IP20

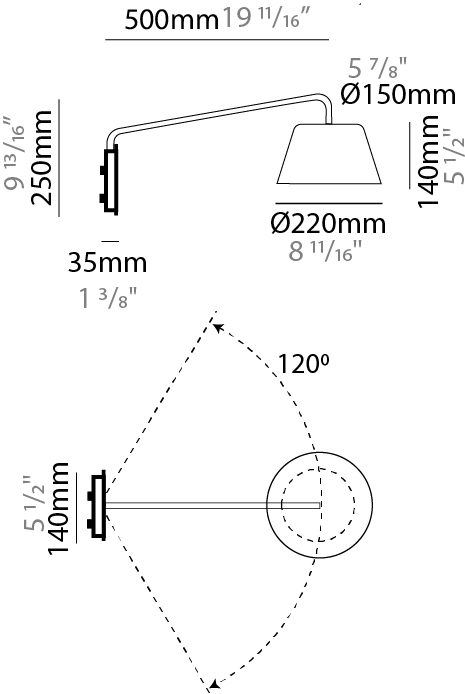
PROJECT

TYPE

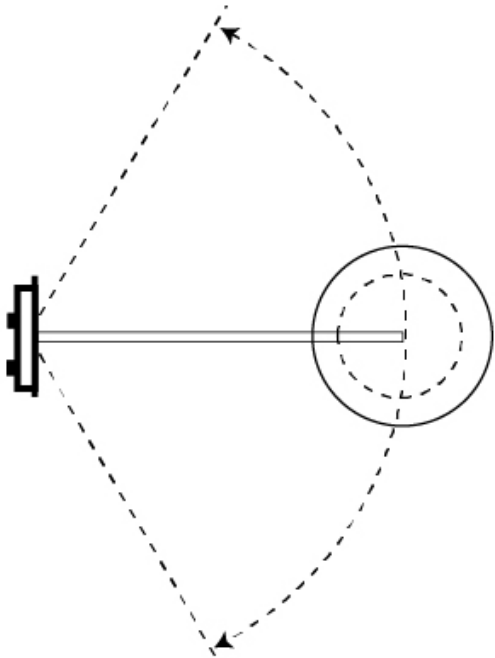
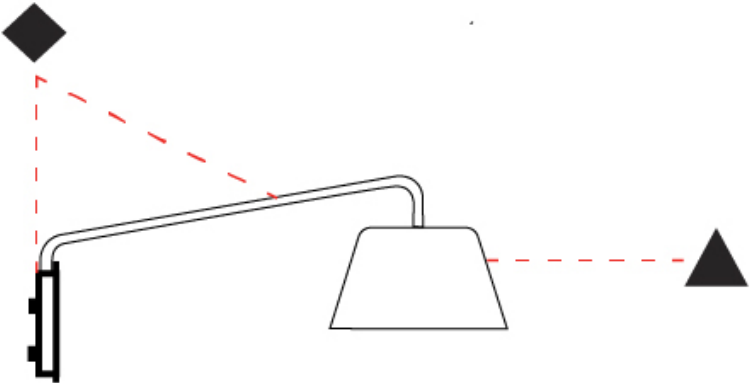
SPECIFIER

QUANTITY

DATE



PROJECT
TYPE
SPECIFIER
QUANTITY
DATE



D

PROJECT
TYPE
SPECIFIER
QUANTITY
DATE

Fixture Finish

White - WHI

Matte Black - MBK

Beige - BEI

Marsala - MSA

Olive Green - OGR

Matte White - MWH

Holder Finish

White - WHI

Matte Black - MBK

Digital: Not all screens are calibrated the same, and therefore, colors will appear differently between screens.
Physical: When texture is involved, there will be variations in color, character and tone within a product series and between product families.



COLOR FINISH CHART

PROJECT
TYPE
NOTES
QUANTITY
DATE



Digital: Not all screens are calibrated the same, and therefore, colors will appear differently between screens.
Physical: When texture is involved, there will be variations in color, character and tone within a product series and between product families.

COMPLETE COLOR FINISH CHART



Standard Colors with [S-]
Other fabric cord colors available upon request. Price increase and minimum quantities may apply
Digital: Not all screens are calibrated the same, and therefore, colors will appear differently between screens.
Physical: When texture is involved, there will be variations in color, character and tone within a product series and between product families.
Zaneen Group Inc. © 2024, T 1800-388-3382, F 416-247-9319, www.zaneen.com
Available for International specifications by adding 'INT' at the end of the existing Model #. For assistance on 'custom' specifications, contact zteam@zaneen.com.
In a constant effort to supply the best product, we reserve the right to change specifications or materials without notice. The most recent specification sheets are found at zaneen.com

COMPLETE COLOR FINISH CHART



PROJECT

TYPE

NOTES

QUANTITY

DATE

COMPLETE COLOR FINISH CHART

<div>ORO</div> <div>Pant. 872C</div> <div>16</div> <div></div>	<div>GOLDEN</div> <div>Pant. 7403C</div> <div>7</div> <div></div>	<div>S - MUSTARD</div> <div>Pant. 1245C</div> <div>168</div> <div></div>	<div>CANARIO</div> <div>Pant. 106C</div> <div>9</div> <div></div>
<div>MIMOSA</div> <div>Pant. 108C</div> <div>15</div> <div></div>	<div>AMARILLO</div> <div>Pant. 109U</div> <div>1</div> <div></div>	<div>NECTAR</div> <div>Pant. 137C</div> <div>1871</div> <div></div>	<div>LAVA</div> <div>Pant. 151C</div> <div>1334</div> <div></div>
<div>NARANJA</div> <div>Pant. 164C</div> <div>87</div> <div></div>	<div>S - TERRACOTTA</div> <div>Pant. 153C</div> <div>205</div> <div></div>	<div>CALABAZA</div> <div>Pant. 158C</div> <div>84</div> <div></div>	<div>ARCILLA</div> <div>Pant. 1675C</div> <div>150</div> <div></div>
<div>ROJO</div> <div>Pant. 186C</div> <div>241</div> <div></div>	<div>FUEGO</div> <div>Pant. 185C</div> <div>245</div> <div></div>	<div>SATAN</div> <div>Pant. 207C</div> <div>19</div> <div></div>	<div>S- MAROON</div> <div>Pant. 1955C</div> <div>224</div> <div></div>
<div>CLARETE</div> <div>Pant. 209C</div> <div>240</div> <div></div>	<div>BURDEOS</div> <div>Pant. 188C</div> <div>163</div> <div></div>	<div>RUBINA</div> <div>Pant. 229C</div> <div>285</div> <div></div>	<div>FRESILLA</div> <div>Pant. 695C</div> <div>273</div> <div></div>
<div>PURPURA</div> <div>Pant. 215C</div> <div>276</div> <div></div>	<div>CICLAMOR</div> <div>Pant. 205C</div> <div>264</div> <div></div>	<div>FUCSIA</div> <div>Pant. 212C</div> <div>267</div> <div></div>	<div>PESCA</div> <div>Pant. 218C</div> <div>275</div> <div></div>

Standard Colors with [S-]
Other fabric cord colors available upon request. Price increase and minimum quantities may apply
Digital: Not all screens are calibrated the same, and therefore, colors will appear differently between screens.
Physical: When texture is involved, there will be variations in color, character and tone within a product series and between product families.
Zaneen Group Inc. © 2024, T 1800-388-3382, F 416-247-9319, www.zaneen.com
Available for International specifications by adding 'INT' at the end of the existing Model #. For assistance on 'custom' specifications, contact zteam@zaneen.com.
In a constant effort to supply the best product, we reserve the right to change specifications or materials without notice. The most recent specification sheets are found at zaneen.com

PROJECT

TYPE

NOTES

QUANTITY

DATE

COMPLETE COLOR FINISH CHART



LEGEND

	floor-mounted		pivotal		special LED (upon request) RGB, RGBW, tunable, gold+, meat+, art+, fashion+
	wall and ceiling: recessed and surface mounted		rotating		warm dim / natural dimming LED
	ceiling-mounted and wall-mounted		illuminate tilted		rechargeable battery powered
	wall-mounted		color of suspension cable		fixture with natural vivid LED (upon request)
	omni-directional light distribution		length of suspension cable		color rendering index
	direct light distribution		reflector degree selection		color temperature
	direct/indirect light distribution		super spot		lumen (luminous flux)
	indirect light distribution		lens		efficacy (lumens per watt)
	asymmetric light distribution		lens pack		Unified Glare Rating (UGR) range from 5-40
	aura light distribution		shine ring		marine grade (AISI 316 stainless steel)
	round wall or ceiling cut-out		integrated shine ring with diffuser		walk on
	square wall or ceiling cut-out		free individual colors 01-29		drive on
	the supplied jig specifies the cutout dimensions		individual colors: 00 (free of charge), 01-25 (extra charge)		Dark Sky Compliance
	minimum distance (meters) lamp - object		luminaire part to be colored (F1)		Americans with Disabilities Act (less than 4" off the wall located between 27"-84" from floor)
	recessed depth		luminaire part to be colored (F2)		lamp protected against explosion
	ceiling thickness in mm		luminaire part to be colored (F3)		blown glass using traditional methods by master glass blower
	ceiling thickness selection		luminaire part to be colored (F4)		acoustic material
	dimmable DP (phase), DV (0-10V), DD (dali), DS (step-dim)		luminaire part to be colored (F5)		protection class I, protection insulation
	included or excluded LED driver/transformer/control gear		color of 3-circuit adaptor		protection class II, protection insulation
	separately switchable		indirect diffuser		ETL Certified to UL and CSA Standards
	sensor		direct diffuser		UL Certified to UL and CSA Standards
	remote control		ball-proof (upon request)		CSA Certified to UL and CSA Standards
	available upon request		accessory		Certified for North American Standards

IP RATING

	protected against ingress of solid bodies greater than 12.5mm (finger)
	protected against ingress of solid bodies greater than 2.5mm protected against sprays of water up to 60 degrees from the vertical (rain)
	protected against ingress of solid bodies greater than 1mm (wire) no protection against the ingress of moisture
	protected against ingress of solid bodies greater than 1mm (wire) protected against sprays of water up to 60 degrees from the vertical (rain)
	protected against ingress of solid bodies greater than 1mm (wire) protected against water splashed from all directions
	protected against limited ingress of dust (wet rooms/covered outdoor areas) protected against water splashed from all directions
	protected against ingress of dust protected against jets of water
	protected against ingress of dust protected against powerful jets of water or heavy seas
	protected against ingress of dust protected against immersion of water between 15cm - 1m for 30 minutes
	protected against ingress of dust protected against immersion of water under pressure for long periods

IK RATING

	protected against 0.14 joules impact (equivalent to 0.25kg mass dropped from 56mm above the surface)
	protected against 0.2 joules impact (equivalent to 0.25kg mass dropped from 80mm above the surface)
	protected against 0.35 joules impact (equivalent to 0.25kg mass dropped from 140mm above the surface)
	protected against 0.5 joules impact (equivalent to 0.25kg mass dropped from 200mm above the surface)
	protected against 0.7 joules impact (equivalent to 0.25kg mass dropped from 280mm above the surface)
	protected against 1 joules impact (equivalent to 0.25kg mass dropped from 400mm above the surface)
	protected against 2 joules impact (equivalent to 0.5kg mass dropped from 400mm above the surface)
	protected against 5 joules impact (equivalent to 1.7kg mass dropped from 300mm above the surface)
	protected against 10 joules impact (equivalent to 5.0kg mass dropped from 200mm above the surface)
	protected against 20 joules impact (equivalent to 5.0kg mass dropped from 400mm above the surface)